



AN EARLY COLLEGE DISTRICT

BROWNSVILLE

INDEPENDENT SCHOOL DISTRICT

Educating The Children of Poverty by Focusing on Students and Families

**Presented
by
Dr. Esperanza Zendejas
Superintendent**

September 12, 2016





BISD Demographic Overview

- Brownsville ISD is a Title 1 district with 47,300 students and 94.7% of the students identified as Economic Disadvantaged
- 32.5% of the students attending Brownsville ISD are identified as English Language Learners
- 65.2% of the students attending Brownsville ISD are identified as At Risk

Source: 2015 Texas Academic Performance Report

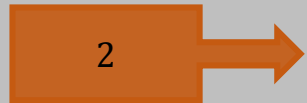




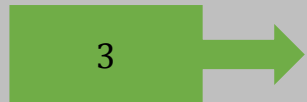
Areas of Focus to Support Student Achievement at BISD



Expand Opportunities for Student Achievement



Budget Focused on Student Achievement



Celebrate Student and School Achievements



Data Driven to Support Student Achievement



Expand Opportunities for Student Achievement

1

- **Expansion of CTE Program**

One Middle School will close its doors to become a school of opportunity for High School students. Students will be able to earn endorsements or licensures in different fields .

- **3 Year Old Program**

BISD currently offers a 3 Year Old Program to Brownsville parents. This program aims to prepare children for school by enhancing their social and pre-reading skills.

- **Pre-Kinder**

A newly revamped registration process provides more flexibility for parents of Early Childhood students.

- **Coding Courses**


All elementary students are receiving an introduction to coding. The goal is to expose them to the many job market opportunities.

- **Extended Day (5:30)**

Key locations around the district are providing students a safe place to engage in extra curricular activities as well as providing them with academic assistance.

- **Master's Program for Teachers**

Current teachers have the opportunity to obtain a Master's Degree in specific fields. In turn, this enables the district to provide additional dual enrollment courses.





Budget Focused on Student Achievement

2

- **Refocus Funding to Support the Lowest Performing Schools**

Campuses with the lowest student achievement receive additional funding to develop innovative practices aimed at increasing student achievement.

- **Funding to Support Student Motivational Programs**

Funds are allocated to maintain programs such as STEM, Fine Arts and Athletics to influence students to stay in school.





Celebrate Student and School Achievements

- **Alumni Hall of Fame**

BISD maintains partnerships with alumni and recognizes their successes. This encourages current BISD stakeholders to support college and career readiness initiatives.

3

- **Top Graduate Dinner**

The top graduates and their parents, of each high school are invited to a dinner held in honor of their accomplishments.

- **Recognizing School Achievements**

BISD continues to apply for grants, such as NCUST, aimed at recognizing high performing schools and awarding them with additional funding to implement innovative campus programs.

- **Scholarship Golf Tournament**

An annual golf tournament is held to raise funds that will be awarded to Seniors to assist them with the cost of post-secondary education.

- **Dollars for Champs and Champions**

BISD employees are given the opportunity to make a monetary donation towards scholarships. These funds are awarded to students and employees to assist with the cost of continuing their education.





Data Driven to Support Student Achievement

- **Continuous Monitoring of School Leadership and Student Achievement**

Based on Student Achievement Data, campus leadership is restructured to meet the needs of students.

- **Data Teams**

The lowest performing schools identify a group of people to be their data teams. The teams are given the task to develop a plan to improve student achievement.

4

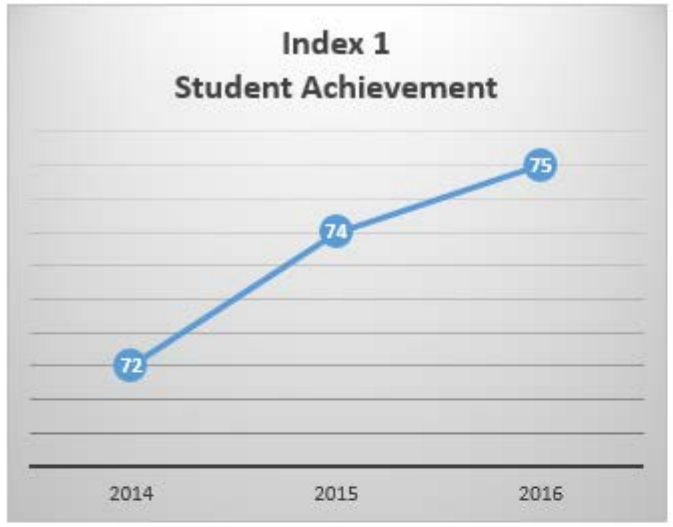
- **Refocus of Administrative Personnel**

Based on data, district leaders are strategically assigned to the lowest performing campuses to provide support and mentorship.

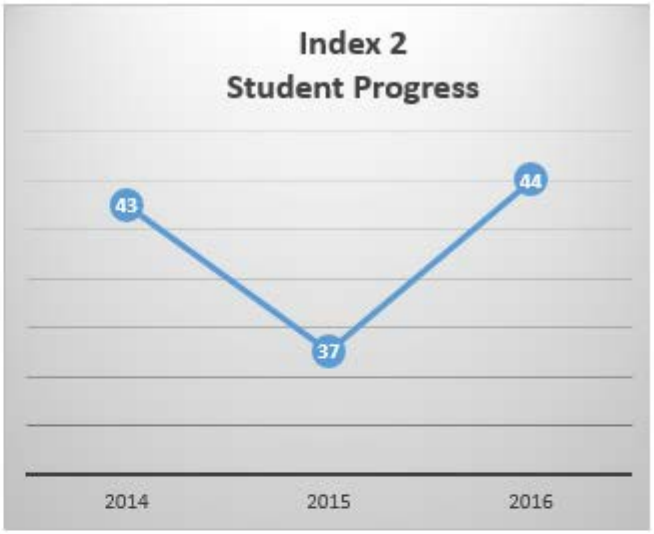




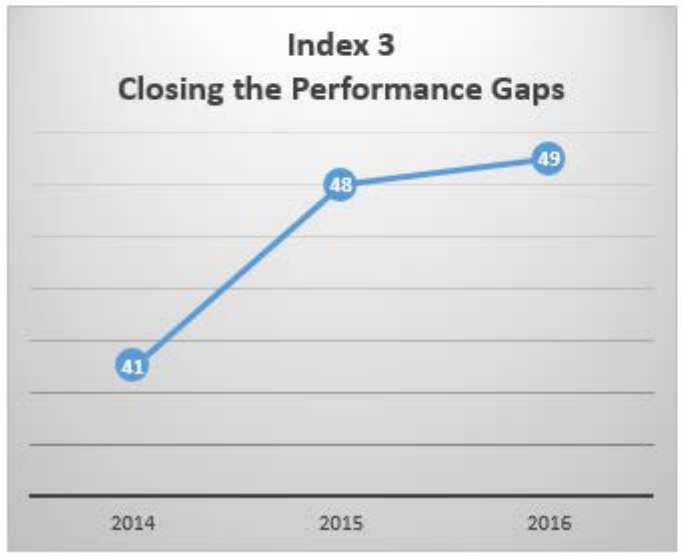
**Index 1
 Student Achievement**



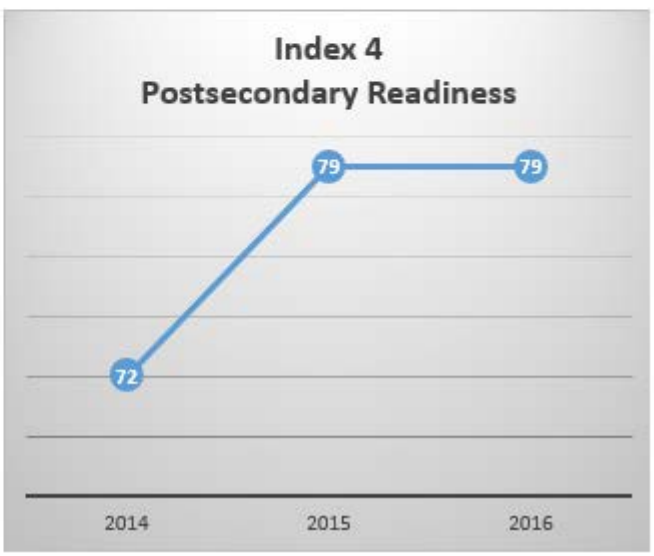
**Index 2
 Student Progress**



**Index 3
 Closing the Performance Gaps**



**Index 4
 Postsecondary Readiness**



Brownsville ISD Index Scores 2014 - 2016





AN EARLY COLLEGE DISTRICT

BROWNSVILLE

INDEPENDENT SCHOOL DISTRICT

Questions ?



Educating the Children of Poverty